


























































37 100m Breaststroke Women Final

Official

Rank	Competitor	Age	Club	RT	PTS	Result
1	 Alex McIntosh	16		0.72		1:14.19 Entry: 1:11.09 +3.10
	50m: 34.52 100m: 1:14.19 (39.67)					
2	 April Lin	13		4.94		1:14.63 Entry: 1:15.02 -0.39
	50m: 35.25 100m: 1:14.63 (39.38)					
3	 Lily McGrath	16		0.65		1:15.28 Entry: 1:14.07 +1.21
	50m: 34.56 100m: 1:15.28 (40.72)					
4	 Channelle Huang	15		0.79		1:16.08 Entry: 1:14.27 +1.81
	50m: 34.54 100m: 1:16.08 (41.54)					
5	 Hannah Sampson	16		0.66		1:16.17 Entry: 1:14.11 +2.06
	50m: 35.84 100m: 1:16.17 (40.33)					
6	 Ciara Hearn	16		0.70		1:16.36 Entry: 1:15.13 +1.23
	50m: 35.33 100m: 1:16.36 (41.03)					
7	 Hope Wang	14		0.69		1:17.51 Entry: 1:15.68 +1.83
	50m: 35.77 100m: 1:17.51 (41.74)					
8	 Loumen Guagent	14		3.13		1:18.41 Entry: 1:17.31 +1.10
	50m: 37.19 100m: 1:18.41 (41.22)					
9	 Adriana McKague	15		0.68		1:18.50 Entry: 1:20.63 -2.13
	50m: 36.59 100m: 1:18.50 (41.91)					
10	 Olivia Vivian	15		0.76		1:18.68 Entry: 1:16.90 +1.78
	50m: 37.21 100m: 1:18.68 (41.47)					
11	 Jenna Borea	13		0.61		1:18.96 Entry: 1:16.79 +2.17
	50m: 37.47 100m: 1:18.96 (41.49)					
12	 Sinje Meyners	15		0.65		1:19.01 Entry: 1:17.74 +1.27
	50m: 36.75 100m: 1:19.01 (42.26)					
13	 Samantha Tilley	15		0.73		1:19.16 Entry: 1:19.93 -0.77
	50m: 36.85 100m: 1:19.16 (42.31)					

14	 Clare Geursen	15		0.70	1:19.19 Entry: 1:17.57 +1.62
	50m: 36.66 100m: 1:19.19 (42.53)				
15	 Charlotte McLaren	16		0.71	1:19.25 Entry: 1:17.91 +1.34
	50m: 36.78 100m: 1:19.25 (42.47)				
16	 Catherine Li	13		0.77	1:19.56 Entry: 1:18.16 +1.40
	50m: 35.87 100m: 1:19.56 (43.69)				
17	 lite Alaifea	15		0.69	1:19.90 Entry: 1:16.52 +3.38
	50m: 35.92 100m: 1:19.90 (43.98)				
18	 Sophia Neems	16		0.80	1:19.97 Entry: 1:22.83 -2.86
	50m: 36.73 100m: 1:19.97 (43.24)				
19	 Imogen Child	14		0.68	1:20.45 Entry: 1:18.57 +1.88
	50m: 37.92 100m: 1:20.45 (42.53)				
20	 Isabella Wang	13		0.76	1:20.69 Entry: 1:19.55 +1.14
	50m: 37.58 100m: 1:20.69 (43.11)				
21	 Ariana Neems	13		0.65	1:20.78 Entry: 1:20.55 +0.23
	50m: 38.35 100m: 1:20.78 (42.43)				
22	 Tayla Ryder	16		0.76	1:21.07 Entry: 1:17.52 +3.55
	50m: 37.21 100m: 1:21.07 (43.86)				
23	 Samantha Aldertc	15		0.70	1:21.08 Entry: 1:24.15 -3.07
	50m: 37.37 100m: 1:21.08 (43.71)				
24	 Nina Rice	16		0.64	1:21.41 Entry: 1:18.64 +2.77
	50m: 37.48 100m: 1:21.41 (43.93)				
25	 Eve Lu	15			1:21.53 Entry: 1:18.88 +2.65
	50m: 37.38 100m: 1:21.53 (44.15)				
26	 Holly Sorenson	15		0.65	1:21.61 Entry: 1:18.35 +3.26
	50m: 37.25 100m: 1:21.61 (44.36)				
27	 Annabelle Shields	15		0.62	1:21.65 Entry: 1:20.23 +1.42
	50m: 37.57 100m: 1:21.65 (44.08)				
28	 Lily Smith	16		0.75	1:22.34 Entry: 1:19.32 +3.02
	50m: 38.92 100m: 1:22.34 (43.42)				
29	 Kathy Gai	14		0.65	1:22.40 Entry: 1:20.47 +1.93



50m: 38.95 100m: 1:22.40 (43.45)

30  Violet Carter 16  0.73 1:22.51
Entry: 1:22.08 +0.43
50m: 38.24 100m: 1:22.51 (44.27)

31  Lola Stewart 14  0.65 1:22.66
Entry: 1:20.12 +2.54
50m: 38.31 100m: 1:22.66 (44.35)

32  Sophie Scott 16  0.66 1:22.74
Entry: 1:22.81 -0.07
50m: 39.01 100m: 1:22.74 (43.73)



33  Phyllis Xia 13  0.69 1:22.80
Entry: 1:21.06 +1.74
50m: 39.13 100m: 1:22.80 (43.67)

34  Annabel Sia 14  0.60 1:22.83
Entry: 1:23.50 -0.67
50m: 37.65 100m: 1:22.83 (45.18)

35  Ava Scott 13  0.71 1:22.90
Entry: 1:22.22 +0.68
50m: 39.08 100m: 1:22.90 (43.82)

36  Lexi Biffin 13  0.61 1:23.06
Entry: 1:20.23 +2.83
50m: 38.42 100m: 1:23.06 (44.64)

37  Hannah Tse 16  0.57 1:23.08
Entry: 1:21.54 +1.54
50m: 38.43 100m: 1:23.08 (44.65)

38  Sulize Strydom 14  0.66 1:23.19
Entry: 1:23.11 +0.08
50m: 38.18 100m: 1:23.19 (45.01)

39  Soyo Yamagami 14  0.42 1:23.26
Entry: 1:20.95 +2.31
50m: 38.93 100m: 1:23.26 (44.33)

40  Charlie McCartne 13  0.70 1:23.38
Entry: 1:25.77 -2.39
50m: 39.95 100m: 1:23.38 (43.43)































41  Emma Du 15  0.63 1:23.41
Entry: 1:20.04 +3.37
50m: 38.27 100m: 1:23.41 (45.14)

42  Tamara Whyte 14  0.63 1:23.48
Entry: 1:23.97 -0.49
50m: 38.05 100m: 1:23.48 (45.43)




















43  Mackenzie Jury 15  0.68 1:23.56
Entry: 1:21.11 +2.45
50m: 39.29 100m: 1:23.56 (44.27)

43  Elli Kiuru 14  0.71 1:23.56
Entry: 1:21.20 +2.36
50m: 37.98 100m: 1:23.56 (45.58)

1:23.61

45	 Elizabeth Warry	16		0.69	Entry: 1:21.34 +2.27
	50m: 38.39 100m: 1:23.61 (45.22)				
46	 Blanca Fernandez	14		0.69	1:23.91 Entry: 1:23.86 +0.05
	50m: 39.19 100m: 1:23.91 (44.72)				
47	 Kaylee Miller	14		0.67	1:23.93 Entry: 1:24.05 -0.12
	50m: 38.45 100m: 1:23.93 (45.48)				
48	 Emma Icton	16		0.75	1:24.00 Entry: 1:19.30 +4.70
	50m: 38.42 100m: 1:24.00 (45.58)				
49	 Charlotte Thiebau	13		0.50	1:24.13 Entry: 1:24.67 -0.54
	50m: 38.77 100m: 1:24.13 (45.36)				
50	 Addison Campbel	15		0.78	1:24.18 Entry: 1:22.03 +2.15
	50m: 39.18 100m: 1:24.18 (45.00)				
51	 Nicola D'Ath	16		0.66	1:24.66 Entry: 1:21.39 +3.27
	50m: 39.06 100m: 1:24.66 (45.60)				
52	 Olivia Oram	14		0.77	1:24.77 Entry: 1:23.67 +1.10
	50m: 39.17 100m: 1:24.77 (45.60)				
53	 Georgia Karpik	14		3.35	1:24.79 Entry: 1:21.23 +3.56
	50m: 39.02 100m: 1:24.79 (45.77)				
54	 Ayla Kemp	16		0.61	1:24.88 Entry: 1:21.29 +3.59
	50m: 38.80 100m: 1:24.88 (46.08)				
55	 Michelle Ai	14		0.66	1:24.95 Entry: 1:19.88 +5.07
	50m: 39.22 100m: 1:24.95 (45.73)				
56	 Alyssa Salmons	16		0.77	1:25.04 Entry: 1:21.83 +3.21
	50m: 39.23 100m: 1:25.04 (45.81)				
57	 Nia Linyard	15		0.80	1:25.18 Entry: 1:21.27 +3.91
	50m: 39.63 100m: 1:25.18 (45.55)				
58	 Maddie Ericson	14		0.78	1:25.63 Entry: 1:23.24 +2.39
	50m: 39.50 100m: 1:25.63 (46.13)				
59	 Grace Khelan (V)	14		0.64	1:25.92 Entry: 1:24.20 +1.72
	50m: 39.11 100m: 1:25.92 (46.81)				
60	 Cloe Delunel (V)	13		0.72	1:26.20 Entry: 1:25.52 +0.68

50m: 39.59 100m: 1:26.20 (46.61)

61	 Cassie Bray	13		0.79	1:26.28 Entry: 1:21.27 +5.01
	50m: 40.26 100m: 1:26.28 (46.02)				
62	 Christina McCutcl	15		0.50	1:26.35 Entry: 1:23.36 +2.99
	50m: 39.43 100m: 1:26.35 (46.92)				
63	 Hazel Johnson	13			1:26.72 Entry: 1:25.32 +1.40
	50m: 40.56 100m: 1:26.72 (46.16)				
64	 Lara Streletsky	16		0.75	1:26.91 Entry: 1:21.91 +5.00
	50m: 40.42 100m: 1:26.91 (46.49)				
65	 Lara Bradford	15		0.77	1:27.20 Entry: 1:23.28 +3.92
	50m: 40.25 100m: 1:27.20 (46.95)				
66	 Lylwen Orts (V)	13		0.58	1:27.78 Entry: 1:24.29 +3.49
	50m: 41.34 100m: 1:27.78 (46.44)				
67	 Chloe Xie	13		0.58	1:28.29 Entry: 1:26.12 +2.17
	50m: 40.42 100m: 1:28.29 (47.87)				
68	 Layla Bell	15		0.74	1:28.31 Entry: 1:21.96 +6.35
	50m: 41.07 100m: 1:28.31 (47.24)				
69	 Chian-Ying Sat	13	 Hamilton Aqua...	0.73	1:28.57 Entry: 1:23.04 +5.53
	50m: 40.47 100m: 1:28.57 (48.10)				
70	 Paikea Harris-Fol	15		0.69	1:28.82 Entry: 1:24.26 +4.56
	50m: 39.57 100m: 1:28.82 (49.25)				